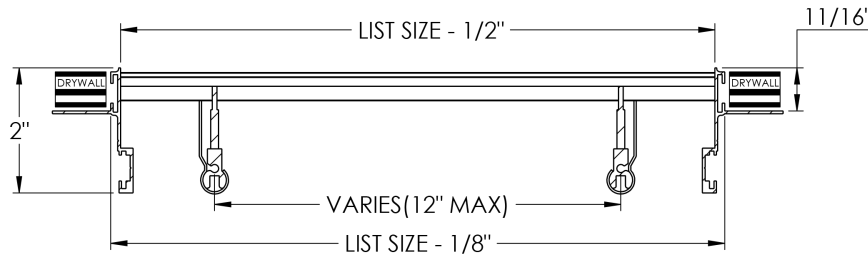
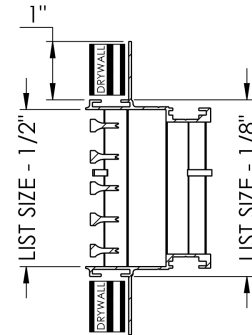
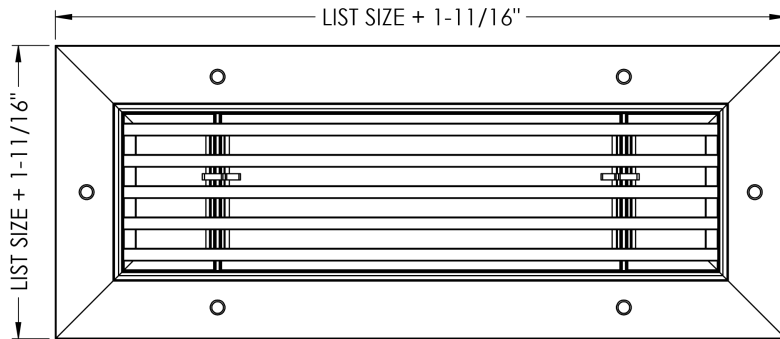


## DABLRH | Bar Linear Grille w/ Drywall Flange & Removable Core



- Fully extruded, high quality aluminum construction for a stylish appearance.
- Core is fully removable, and held in place with pressure clips.
- Hidden flange designed to be installed underneath drywall.
- Fixed blades parallel to the long dimension.
- Sections over 84" are joined for continuous lengths with aligning pins provided.
- Available with durable powder coat finish.



Installed before the drywall.

### 1. Specify Quantity

\_\_\_\_\_

### 2. Specify the Length x Height Dimensions

Available on 1/2" increments as standard. Custom sizes down to 1/16" increments.

\_\_\_\_\_ x \_\_\_\_\_  inches  mm

Invisible lip design allows for a true frameless appearance, and easier installation.

### 3. Select a Blade Option

- 00 - 0° Deflection
- 01 - 0° Pencil Proof
- 15 - 15° Deflection
- 30 - 30° Deflection
- 82 - 0° Air Flow
- 84 - 0° Heel Proof

### 4. Select a Mounting Option

- A - Screw Holes
- C - Concealed Brackets
- TB - No Mounting



### Additional Option

See specific submittal pages for options listed below.

- D - Opposed Blade Damper

### 5. Select a Finish

- W - White
- S - Silver
- B - Brown
- M - Mill
- FB - Flat Black
- Special: \_\_\_\_\_

### 6. Select a Lead Time

- 3 Day Ship
- Next Friday
- Standard Delivery

Project / Location:

Architect:

Engineer:

Contractor:

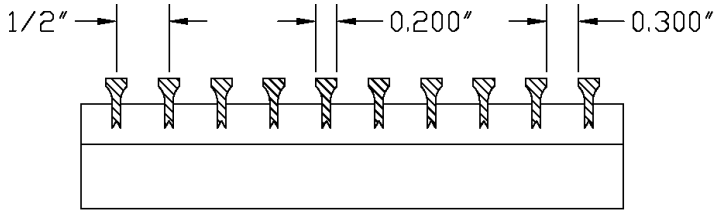


Scan for more product information.

## BLADE OPTIONS

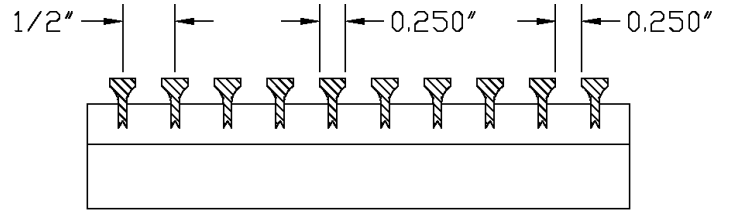
**-00**

0° 13/64" blades on 1/2" centers



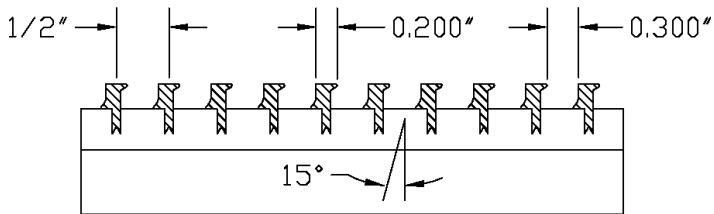
**-01**

0° 1/4" blades on 1/2" centers



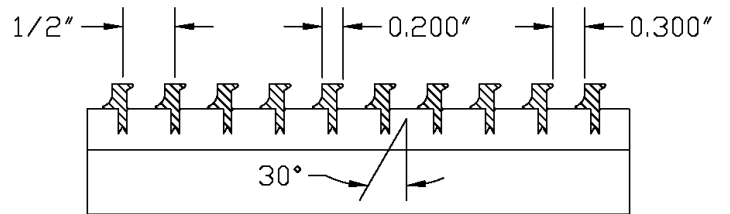
**-15**

15° 13/64" blades on 1/2" centers



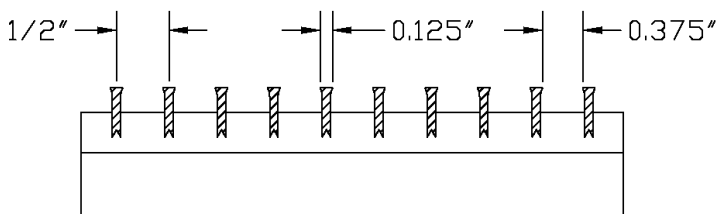
**-30**

30° 13/64" blades on 1/2" centers



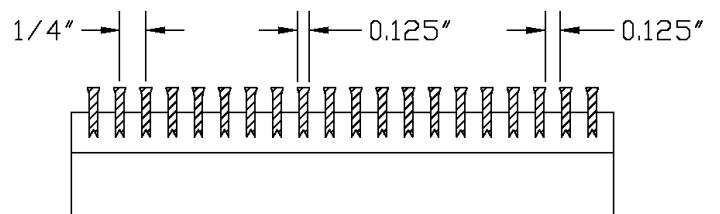
**-82**

0° 1/8" blades on 1/2" centers



**-84**

0° 1/8" blades on 1/4" centers

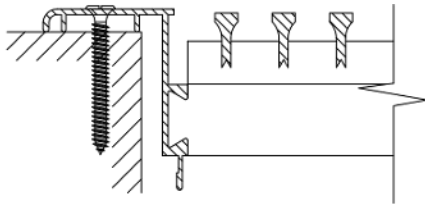


Scan for more  
product  
information.

## MOUNTING

**-A**

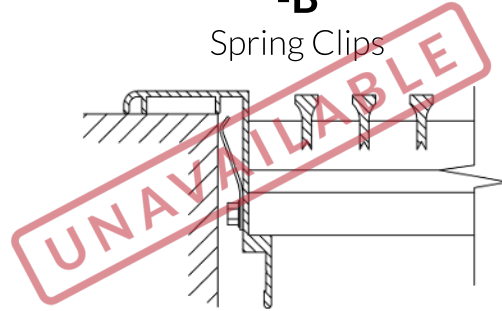
Screw Holes



Color matched screws with countersunk screw holes.

**-B**

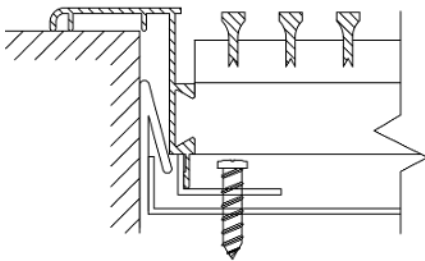
Spring Clips



Hidden clips behind the flange to keep the grille secure in the opening. Only suitable for floor & sill applications.

**-C**

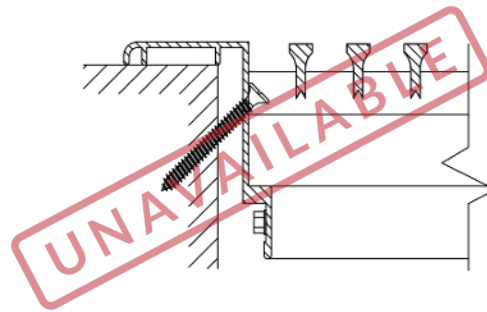
Concealed Brackets



Product is fastened to duct-mounted brackets, which are concealed behind the blades.

**-D**

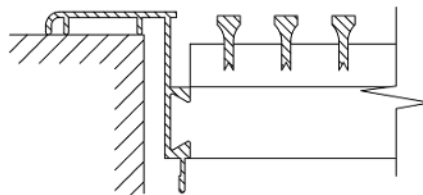
Sidewall Screw Holes



Screw holes are drilled at a 45° angle on inner flange. Only available with Removable Core.

**-TB**

No Mounting



Designed for lay-in ceiling and custom applications. For lay-in, order 2" under to account for flange.

e.g. 22" x 10" will have O.D. 23-11/16" x 11-11/16" and fit a standard 24" x 12" T-bar opening.



Scan for more product information.