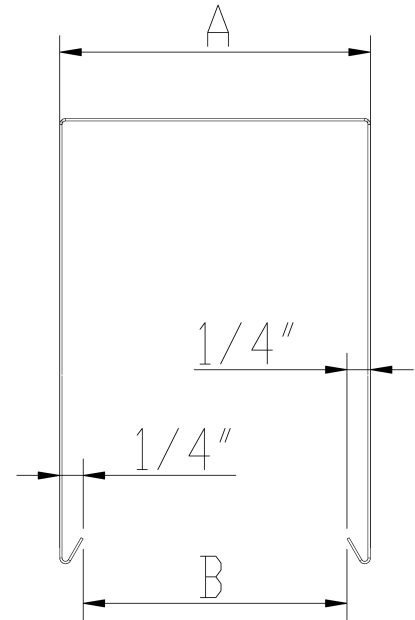
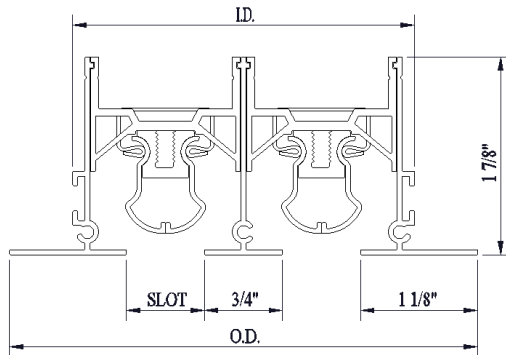


Plenum Size by DASL Code

	"A"	"B"	Hem Size
DASL501	2.250"	1.750"	0.375"
DASL502	3.500"	3.000"	0.375"
DASL503	4.750"	4.250"	0.375"
DASL504	6.00"	5.500"	0.375"
DASL751	2.500"	2.000"	0.375"
DASL752	4.000"	3.500"	0.375"
DASL753	5.500"	5.000"	0.375"
DASL754	7.000"	6.500"	0.375"
DASL101	2.750"	2.250"	0.375"
DASL102	4.500"	4.000"	0.375"
DASL103	6.250"	5.750"	0.375"
DASL104	8.000"	7.500"	0.375"



DASL Sizing



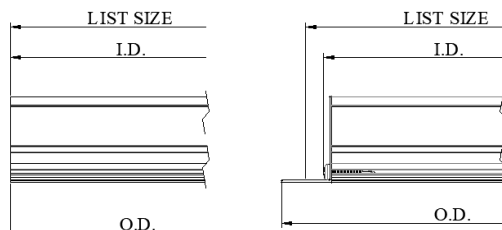
Width Dimensions by Slot

I.D. = Inside Dimension O.D. = Outside Dimension

# OF SLOTS	1/2" SLOT		3/4" SLOT		1" SLOT	
	I.D.	O.D.	I.D.	O.D.	I.D.	O.D.
1	1-5/8"	2-3/4"	1-7/8"	3"	2-1/8"	3-1/4"
2	2-7/8"	4"	3-3/8"	4-1/2"	3-7/8"	5"
3	4-1/8"	5-1/4"	4-7/8"	6"	5-5/8"	6-3/4"
4	5-3/8"	6-1/2"	6-3/8"	7-1/2"	7-3/8"	8-1/2"

Length Dimensions for End Configurations

I.D. = Inside Dimension O.D. = Outside Dimension



	E2 - Both Ends	E1 - One End	E0 - Open Ends
I.D.	List - 1/2"	List - 1/4"	List Size
O.D.	List + 1-1/2"	List + 3/4"	List Size