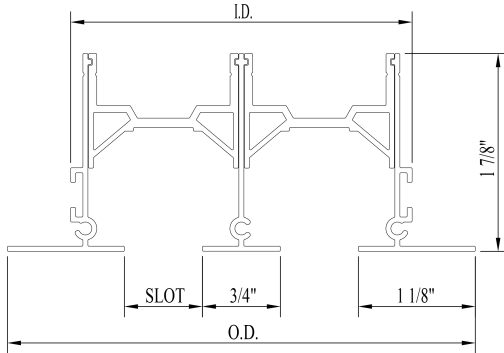


- Fully extruded, high quality aluminum construction.
- Pair with DASL for active sections to match.
- Available in any length. Lengths over 84" are joined together with provided alignment pins for continuous appearance.
- Available on 1/2" increments as standard. Custom sizes available down to 1/16" increments.
- Available with durable powder coat finish.

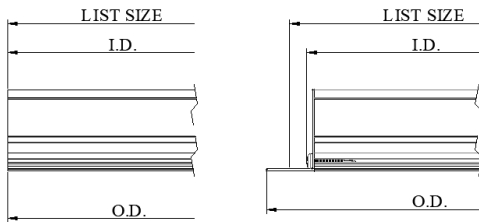
Width Dimensions by Slot



I.D. = Inside Dimension O.D. = Outside Dimension

# OF SLOTS	1/2" SLOT		3/4" SLOT		1" SLOT	
	I.D.	O.D.	I.D.	O.D.	I.D.	O.D.
1	1-5/8"	2-3/4"	1-7/8"	3"	2-1/8"	3-1/4"
2	2-7/8"	4"	3-3/8"	4-1/2"	3-7/8"	5"
3	4-1/8"	5-1/4"	4-7/8"	6"	5-5/8"	6-3/4"
4	5-3/8"	6-1/2"	6-3/8"	7-1/2"	7-3/8"	8-1/2"

Length Dimensions for End Configurations



I.D. = Inside Dimension O.D. = Outside Dimension

	E2 - Both Ends	E1 - One End	E0 - Open Ends
I.D.	List - 1/2"	List - 1/4"	List Size
O.D.	List + 1-1/2"	List + 3/4"	List Size

1. Select a Slot Width

- 50 - 1/2" slot
 75 - 3/4" slot
 10 - 1" slot

2. Select a Number of Slots

- 1 - 1 Slot
 2 - 2 Slots
 3 - 3 Slots
 4 - 4 Slots

3. Select a Mounting Option

- A - Screw Holes
 C - Concealed Bracket
 TB - No Mounting
 D - Concealed Screw Holes

4. Select an End Configuration

- E2 - Both Ends
 E1 - One End
 E0 - None

5. Specify the Length Dimension

- Inches MM _____

6. Select a Finish

- W - White

7. Select a Lead Time

- 3 Day Ship
 Next Friday
 Standard Delivery

Additional Frame Option

See specific submittal pages for the option listed below.

- J - Concealed Mud-In



Mitre Corners

See Slot Linear options page for more details.

- MC 90 - 90° MC 135 - 135°

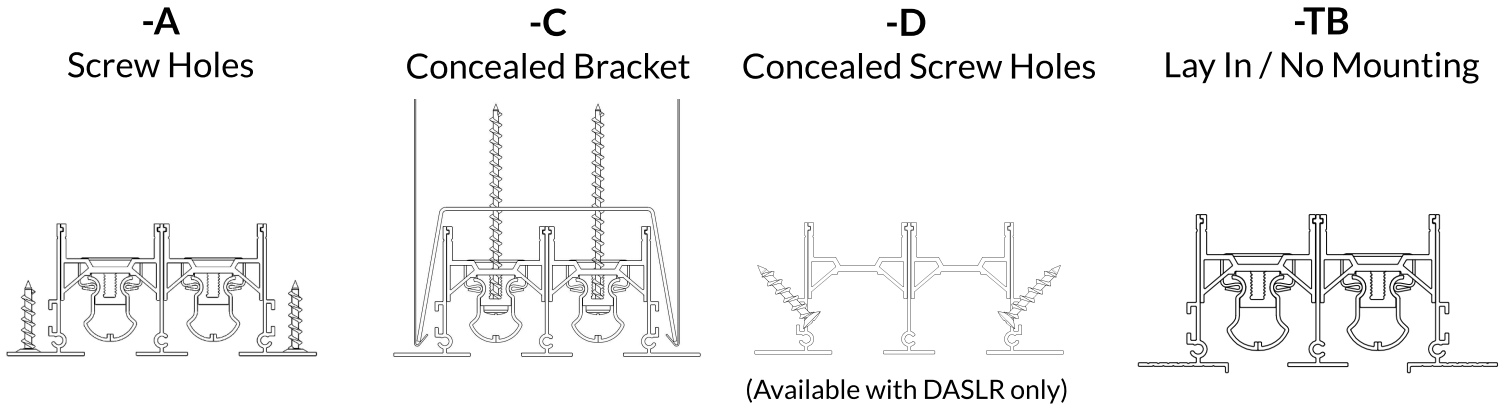
Project / Location: _____

Architect: _____

Engineer: _____

Contractor: _____

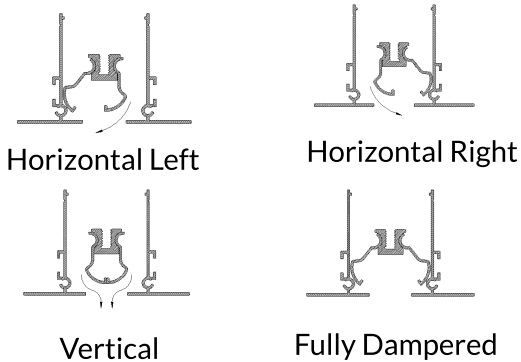
MOUNTING



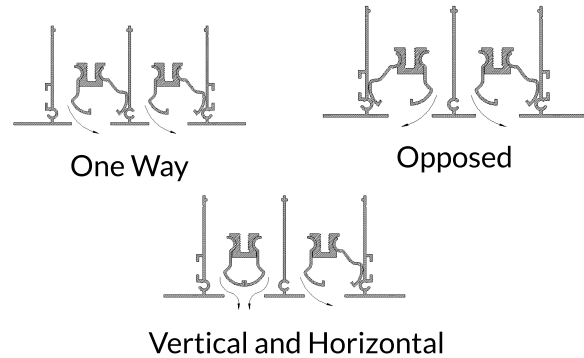
AIR FLOW PATTERNS

* For diffusers with more than 2 slots, use in combination to achieve desired air pattern

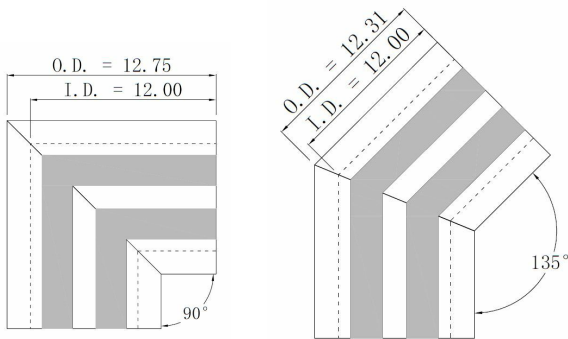
DASL - 1 Slot



DASL - 2 Slot



MITRED CORNERS



Mitred corners available at 90° (MC 90) and 135° (MC 135) as standard.

Corner units are provided with alignment pins for a precision match to straight sections.

O.D. and I.D., as shown in the diagram, are the same for 1-4 slots and all slot widths.

FIELD CUTTING

DASL are ordered to length from factory but can be cut to size in the field. Use a fine-tooth, high-speed, carbon blade for cutting aluminum.

A maximum of 3" can be cut from each end (X).

For adjustments of more than 2" slide the retaining clip against support.

Diffusers can be adjusted up to 6" by cutting both ends.

If end caps are included remove before cutting and reattach once cut.

